

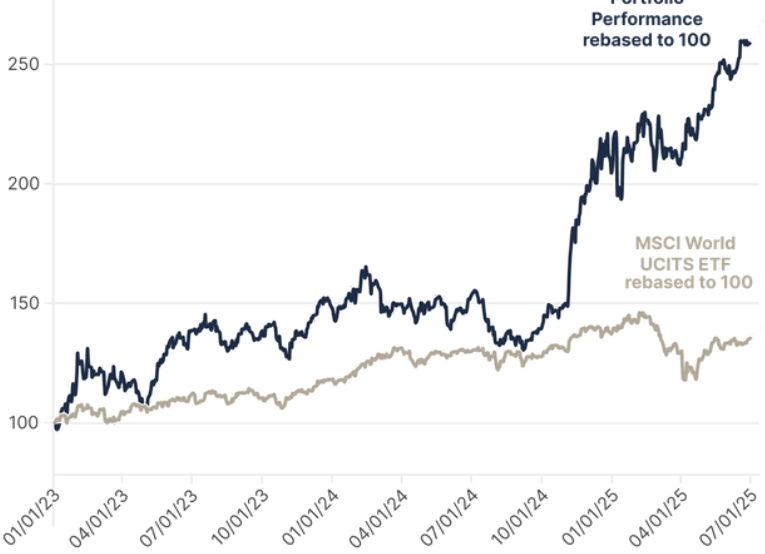
Global Equity Portfolio Fact Sheet

30 June 2025

Portfolio Details

Reference Currency	GBP
Number of Holdings	10-20
Minimum Investment Size	£250,000 or equivalent
Custodian	Saxo Markets UK Ltd
Annual Management Fee	1%

Portfolio Performance (rebased to 100)



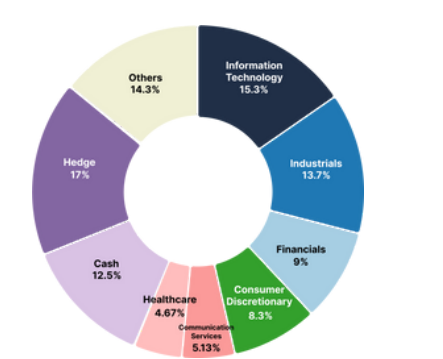
Top Holdings

Instrument	Weight
Bitcoin ETF	13.10%
IPATH SERIES B S&P 500 VIX	12.75%
US DOLLAR	12.53%
THALES SA	8.52%
COINBASE GLOBAL INC -CLASS A	8.50%
SNOWFLAKE INC	6.44%
CROWDSTRIKE HOLDINGS INC - A	5.60%
BAE SYSTEMS PLC	4.70%
ASTRAZENECA PLC	4.67%
WT PHYSICAL GOLD-GBP DLY HDG	4.25%

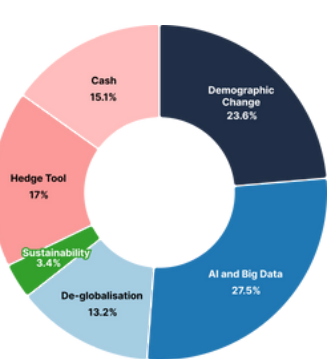
Performance (%)

	YTD (cum)	1-month (cum)	3-month (cum)	6-month (cum)	1-year (ann)
New Horizon Global Equity Portfolio	26.5%	4.4%	24.4%	26.5%	70.7%
iShares MSCI World UCITS ETF	1.6%	0.3%	1.0%	1.6%	2.3%

Sectors (%)



Themes (%)



Our Four Long-Term Investment Themes

- AI and Big Data**
Enabling infrastructure for AI and automation.
- Demographic Changes**
Focused on healthcare, fintech, and evolving consumption.
- De-globalisation**
Opportunities in defence, reshoring, and frontier markets.
- Sustainability**
Leaders in clean energy, EVs, and battery tech.

Disclaimer:

New Horizon Global Advisory Ltd is authorised and regulated by the FCA (FRN 927966) and registered in England and Wales (No. 11115481). This document is a financial promotion and does not constitute investment advice. All investments carry risk; the value may go down as well as up, and you may not get back the amount invested. Please consult a financial advisor before making any investment decisions. Information is believed to be reliable but is not guaranteed. No part of this document may be reproduced without prior consent.

全球股票投资组合

截至2025年6月30日

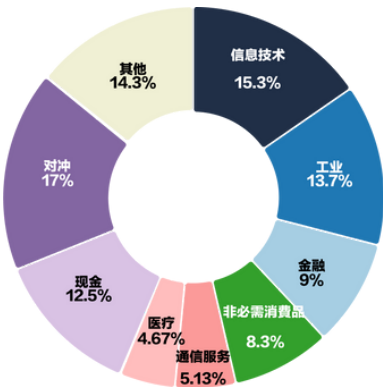
投资组合详情

参考货币	英镑
持仓数量	10-20
最低投资规模	25万英镑或等值金额
托管机构	Saxo Markets UK Ltd
年度管理费	1%

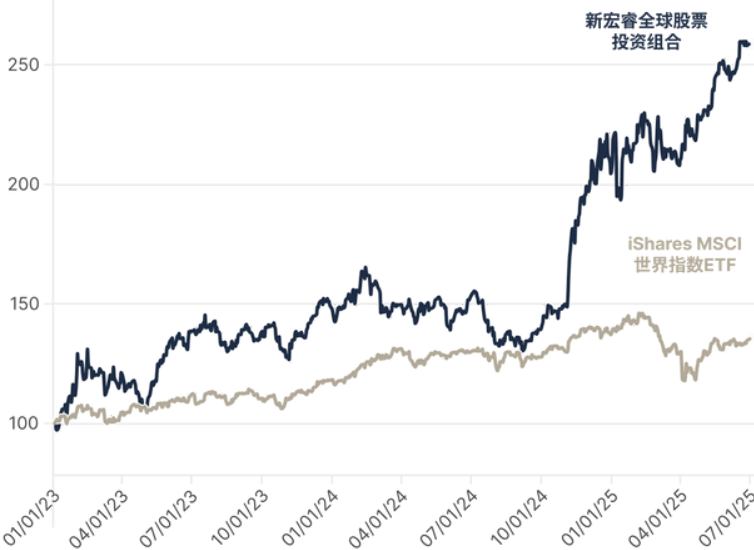
主要持仓

持仓标的	权重
Bitcoin ETF	13.10%
IPATH SERIES B S&P 500 VIX	12.75%
US DOLLAR	12.53%
THALES SA	8.52%
COINBASE GLOBAL INC -CLASS A	8.50%
SNOWFLAKE INC	6.44%
CROWDSTRIKE HOLDINGS INC - A	5.60%
BAE SYSTEMS PLC	4.70%
ASTRAZENECA PLC	4.67%
WT PHYSICAL GOLD-GBP DLY HDG	4.25%

行业分布(%)



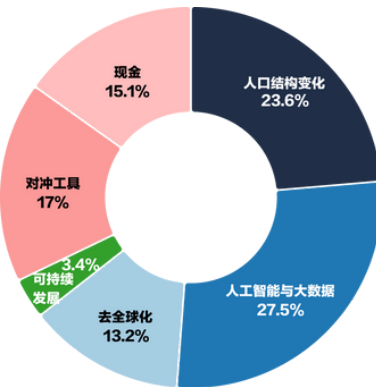
投资组合表现 (以100为起始基准)



表现(%)

	年初至今 (累计)	1个月 (累计)	3个月 (累计)	6个月 (累计)	1年 (年化)
新宏睿全球股票投资组合	26.5%	4.4%	24.4%	26.5%	70.7%
iShares MSCI 世界指数ETF	1.6%	0.3%	1.0%	1.6%	2.3%

投资主题(%)



我们的四大长期投资主题

- 人工智能与大数据
AI及自动化所需的基础设施
- 人口结构变化
聚焦医疗、金融科技及新兴消费
- 去全球化
国防、产业链回流及前沿市场机会
- 可持续发展
清洁能源、电动车及电池技术领军企业

免责声明:

新宏睿投资咨询有限公司受英国金融行为监管局 (FCA) 授权监管 (FRN 927966), 注册于英格兰和威尔士 (编号11115481)。本文件为金融推广材料, 不构成投资建议。投资存在风险, 价值可能波动, 且可能无法收回本金。投资前请咨询专业顾问。信息仅供参考, 不保证准确性。未经许可不得复制。

Global Allocation Portfolio Fact Sheet

30 June 2025

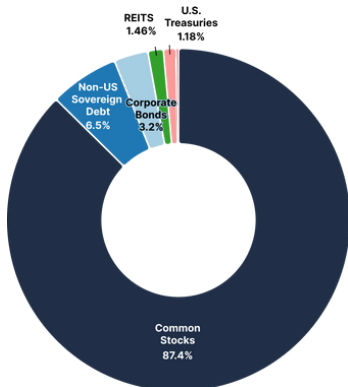
Portfolio Details

Reference Currency	GBP
Number of Holdings	10-20
Minimum Investment Size	£250,000 or equivalent
Custodian	Saxo Markets UK Ltd
Annual Management Fee	1%

Top Holdings

Instrument	Weight
NVIDIA CORP	5.56%
MICROSOFT CORP	5.33%
APPLE INC	4.42%
AMAZON.COM INC	2.99%
META PLATFORMS-A	2.31%
BROADCOM INC	1.87%
ALPHABET INC-A	1.48%
BERKSHIRE HATH-B	1.28%
TESLA INC	1.28%
ALPHABET INC-C	1.20%

Asset Class (%)



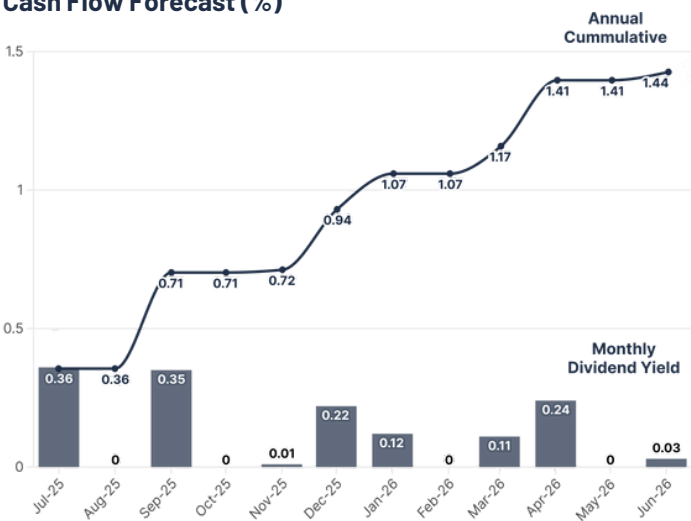
Performance (%)

	1-month (cum)	3-month (cum)	6-month (cum)	1-year (ann)	3-year (ann)	5-year (ann)	Since Inception (ann)
New Horizon Global Allocation Portfolio	2.9%	4.7%	-1.6%	5.9%	12.5%	11.0%	9.8%

Portfolio Performance (rebased to 100)



Cash Flow Forecast (%)



Disclaimer:
New Horizon Global Advisory Ltd is authorised and regulated by the FCA (FRN 927966) and registered in England and Wales (No. 11115481). This document is a financial promotion and does not constitute investment advice. All investments carry risk; the value may go down as well as up, and you may not get back the amount invested. Please consult a financial advisor before making any investment decisions. Information is believed to be reliable but is not guaranteed. No part of this document may be reproduced without prior consent.

全球配置投资组合

截止2025年6月30日

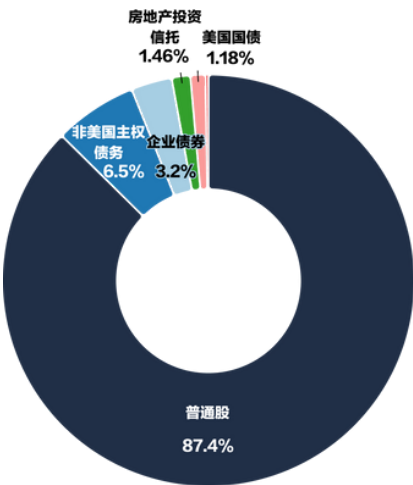
投资组合详情

参考货币	英镑
持仓数量	10-20
最低投资规模	25万英镑或等值金额
托管机构	Saxo Markets UK Ltd
年度管理费	1%

主要持仓

持仓标的	权重
英伟达	5.56%
微软	5.33%
苹果	4.42%
亚马逊	2.99%
Meta (A类股)	2.31%
博通	1.87%
谷歌 (A类股)	1.48%
伯克希尔哈撒韦 (B类股)	1.28%
特斯拉	1.28%
谷歌 (C类股)	1.20%

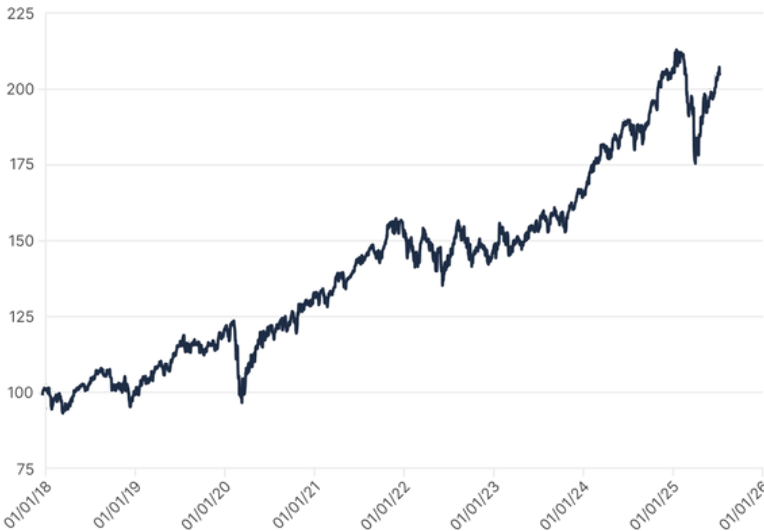
资产类别(%)



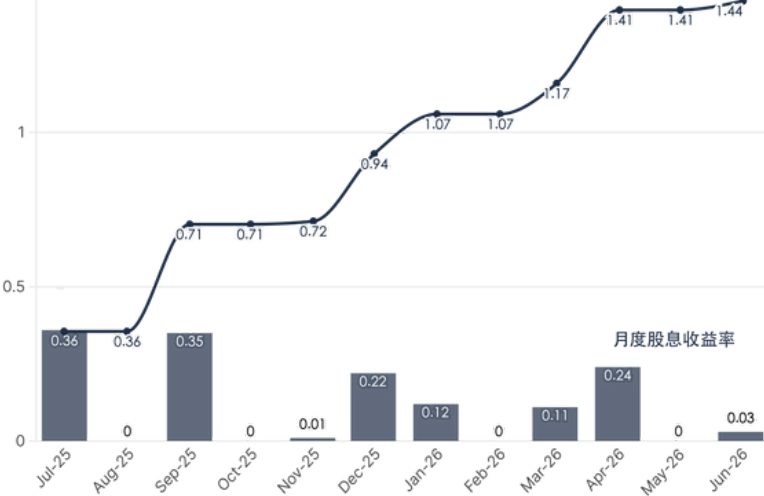
业绩表现 (%)

	1个月 (累计)	3个月 (累计)	6个月 (累计)	1年 (年化)	3年 (年化)	5年 (年化)	成立以来 (年化)
新宏睿 全球配置 投资组合	2.9%	4.7%	-1.6%	5.9%	12.5%	11.0%	9.8%

投资组合表现 (以100为起始基准)



现金流预测 (%)



免责声明:

新宏睿投资咨询有限公司受英国金融行为监管局 (FCA) 授权监管 (FRN 927966), 注册于英格兰和威尔士 (编号11115481)。本文件为金融推广材料, 不构成投资建议。投资存在风险, 价值可能波动, 且可能无法收回本金。投资前请咨询专业顾问。信息仅供参考, 不保证准确性。未经许可不得复制。

Global Income Portfolio Fact Sheet

30 June 2025

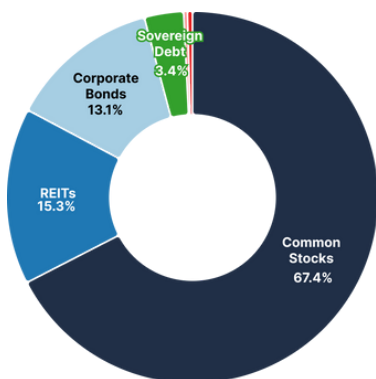
Portfolio Details

Reference Currency	GBP
Number of Holdings	10-20
Minimum Investment Size	£250,000 or equivalent
Custodian	Saxo Markets UK Ltd
Annual Management Fee	1%

Top Holdings

Instrument	Weight
PHILIP MORRIS INTERNATIONAL	1.23%
HASBRO INC	1.10%
AT&T INC	1.09%
CVS HEALTH CORP	1.09%
FRANKLIN RESOURCES INC	1.02%
CROWN CASTLE INC	1.00%
EVERSOURCE ENERGY	0.97%
ALTRIA GROUP INC	0.97%
CONSOLIDATED EDISON INC	0.95%
EXELON CORP	0.95%

Asset Class (%)



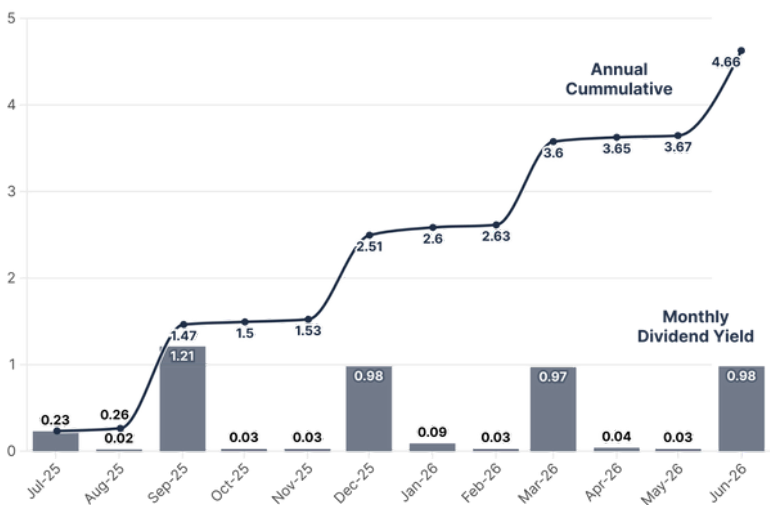
Performance (%)

	1-month (cum)	3-month (cum)	6-month (cum)	1-year (ann)	3-year (ann)	5-year (ann)	Since Inception (ann)
New Horizon Global Allocation Portfolio	0.2%	-4.9%	-4.1%	3.1%	4.5%	9.4%	5.5%

Portfolio Performance (rebased to 100)



Cash Flow Forecast (%)



Disclaimer:

New Horizon Global Advisory Ltd is authorised and regulated by the FCA (FRN 927966) and registered in England and Wales (No. 11115481). This document is a financial promotion and does not constitute investment advice. All investments carry risk; the value may go down as well as up, and you may not get back the amount invested. Please consult a financial advisor before making any investment decisions. Information is believed to be reliable but is not guaranteed. No part of this document may be reproduced without prior consent.

全球收益投资组合

截止2025年6月30日

投资组合详情

参考货币	英镑
持仓数量	10-20
最低投资规模	25万英镑或等值金额
托管机构	Saxo Markets UK Ltd
年度管理费	1%

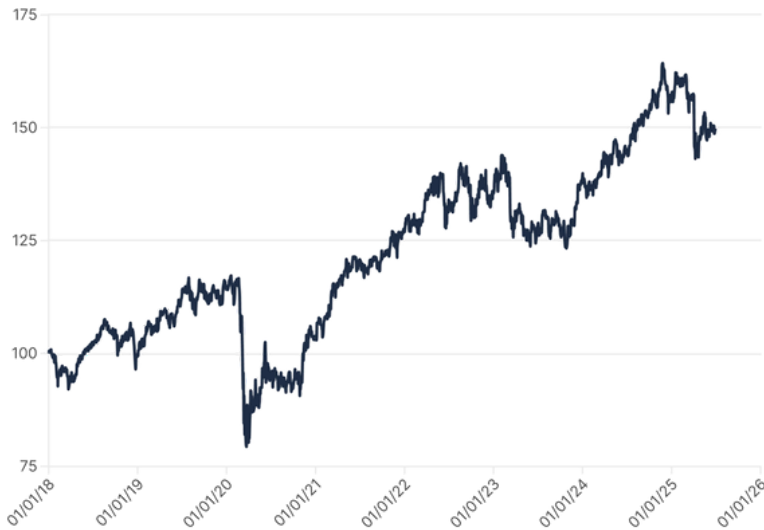
主要持仓

持仓标的	权重
PHILIP MORRIS INTERNATIONAL	1.23%
HASBRO INC	1.10%
AT&T INC	1.09%
CVS HEALTH CORP	1.09%
FRANKLIN RESOURCES INC	1.02%
CROWN CASTLE INC	1.00%
EVERSOURCE ENERGY	0.97%
ALTRIA GROUP INC	0.97%
CONSOLIDATED EDISON INC	0.95%
EXELON CORP	0.95%

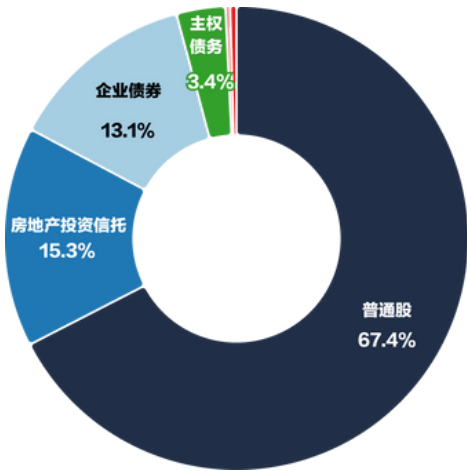
业绩表现 (%)

	1个月 (累计)	3个月 (累计)	6个月 (累计)	1年 (年化)	3年 (年化)	5年 (年化)	成立以来 (年化)
新宏睿 全球配置 投资组合	0.2%	-4.9%	-4.1%	3.1%	4.5%	9.4%	5.5%

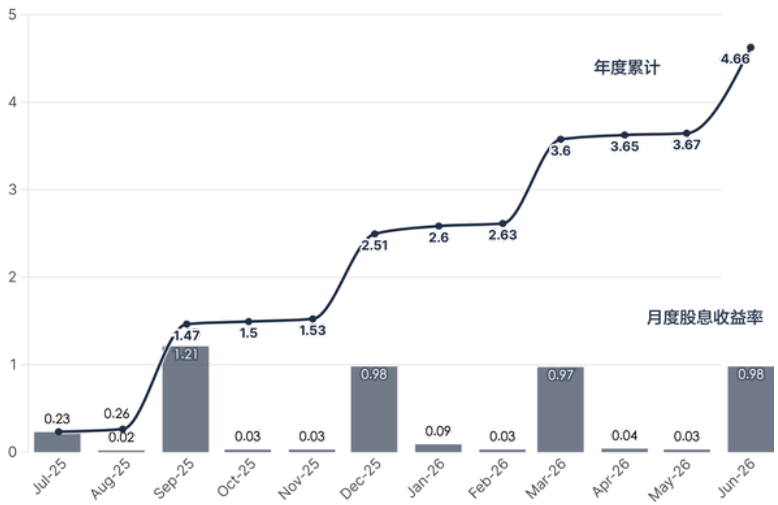
投资组合表现 (以100为起始基准)



资产类别 (%)



现金流预测 (%)



免责声明:

新宏睿投资咨询有限公司受英国金融行为监管局 (FCA) 授权监管 (FRN 927966), 注册于英格兰和威尔士 (编号11115481)。本文件为金融推广材料, 不构成投资建议。投资存在风险, 价值可能波动, 且可能无法收回本金。投资前请咨询专业顾问。信息仅供参考, 不保证准确性。未经许可不得复制。

Fixed Income Portfolio Fact Sheet

30 June 2025

Portfolio Details

Reference Currency	GBP
Number of Holdings	10-20
Minimum Investment Size	£250,000 or equivalent
Custodian	Saxo Markets UK Ltd
Annual Management Fee	1%

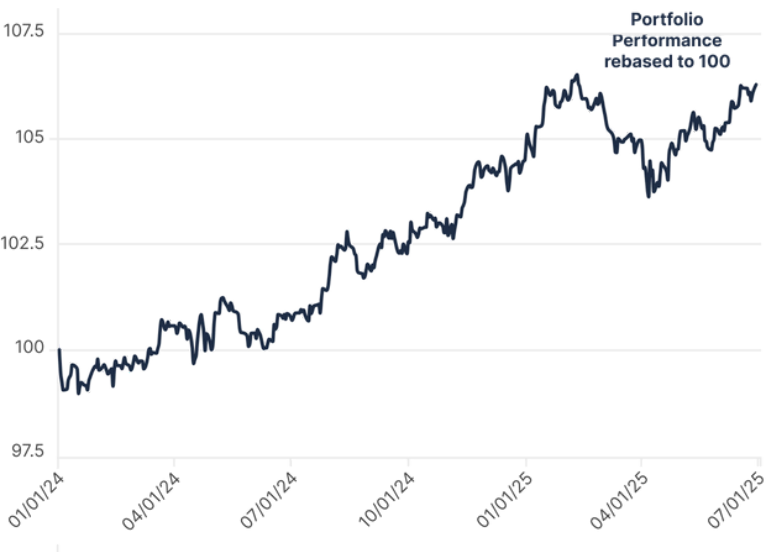
Top Holdings

Instrument	Weight
China Government Bond	1.47%
Mexican Bonos	1.47%
India Government Bond	1.46%
Indonesia Treasury Bond	1.44%
HSBC Holdings PLC	1.32%
Thailand Government Bond	1.30%
Republic of Poland Government Bond	1.14%
Republic of South Africa Government Bond	1.09%
Barclays PLC	1.08%
Banque Federative du Credit Mutuel SA	0.90%

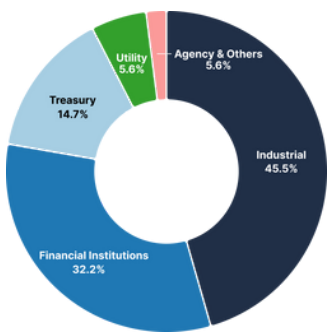
Performance (%)

	YTD (cum)	1-month (cum)	3-month (cum)	6-month (cum)	1-year (ann)	since inception
New Horizon Global Income Portfolio	1.7%	1.0%	1.3%	1.7%	5.4%	6.3%

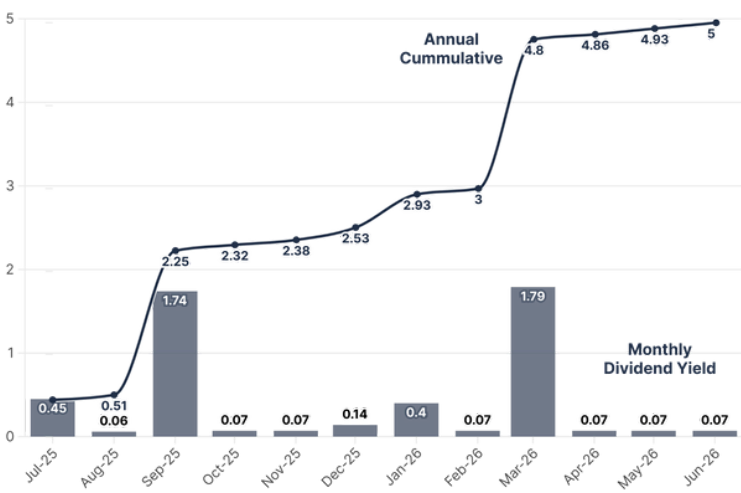
Portfolio Performance (rebased to 100)



Issuer Types (%)



Cash Flow Forecast (%)



Disclaimer:

New Horizon Global Advisory Ltd is authorised and regulated by the FCA (FRN 927966) and registered in England and Wales (No. 11115481). This document is a financial promotion and does not constitute investment advice. All investments carry risk; the value may go down as well as up, and you may not get back the amount invested. Please consult a financial advisor before making any investment decisions. Information is believed to be reliable but is not guaranteed. No part of this document may be reproduced without prior consent.

固定收益投资组合

截止2025年6月30日

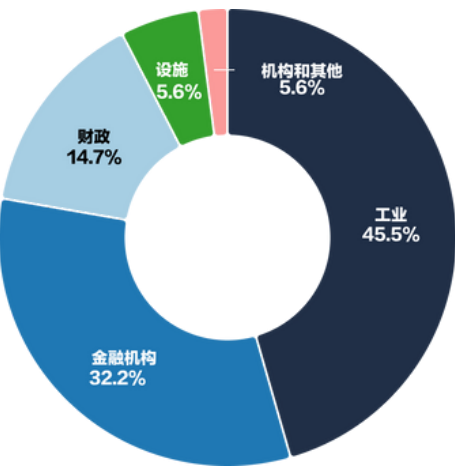
投资组合详情

参考货币	英镑
持仓数量	10-20
最低投资规模	25万英镑或等值金额
托管机构	Saxo Markets UK Ltd
年度管理费	1%

主要持仓

持仓标的	权重
中国国债	1.47%
墨西哥国债	1.47%
印度国债	1.46%
印尼国债	1.44%
汇丰控股	1.32%
泰国国债	1.30%
波兰国债	1.14%
南非国债	1.09%
巴克莱银行	1.08%
法国互助信贷银行	0.90%

发行主体类别 (%)



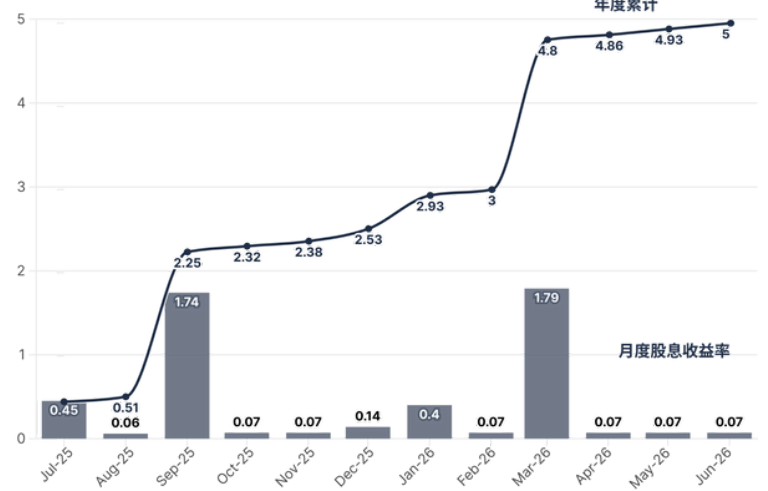
业绩表现 (%)

	年初至今 (累计)	1个月 (累计)	3个月 (累计)	6个月 (累计)	1年 (年化)	成立以来 (年化)
新宏睿全球收益投资组合	1.7%	1.0%	1.3%	1.7%	5.4%	6.3%

投资组合表现 (以100为起始基准)



现金流预测 (%)



免责声明：

新宏睿投资咨询有限公司受英国金融行为监管局（FCA）授权监管（FRN 927966），注册于英格兰和威尔士（编号11115481）。本文件为金融推广材料，不构成投资建议。投资存在风险，价值可能波动，且可能无法收回本金。投资前请咨询专业顾问。信息仅供参考，不保证准确性。未经许可不得复制。